



**ROUTE
INSTRUCTIONS**

LEG 3

EXPERT

LEG 3 TC18 (134443) to TC27 (186515)

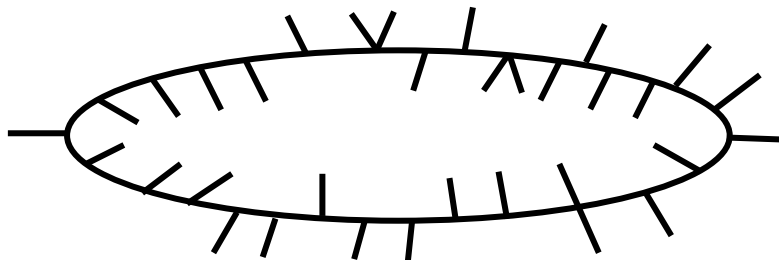
TC18 (134443→SSE) to TC 19 CRO

YYyyyyyyyyyyyyyBBBRRRRRRRRYR

TC 19 (110409→S) from TC 20 CRO

TL XR XR TL SO XSO TR

TC 20 (137423→NE) to TC 21 AR



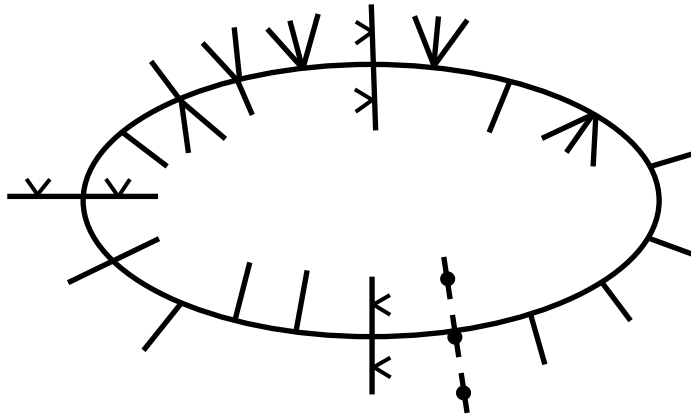
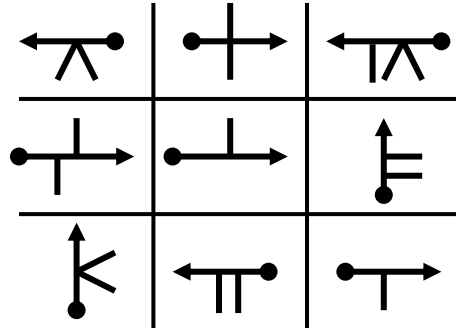
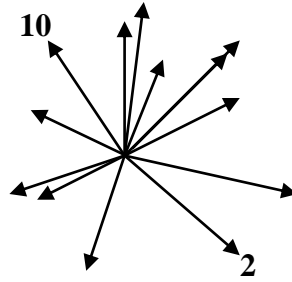
TC 21 (187426→N) to TC 22 CRO

SH total 337

TC 22 (175447→WNW) to TC 23 (174463) CRO

GL total 367

Exit junctions in the directions shown



First to finish

Congratulations! You have completed Leg 3.